



HIGHER EDUCATION RESEARCH INSTITUTE AT UCLA  
HOME OF THE COOPERATIVE INSTITUTIONAL RESEARCH PROGRAM

# Expected Graduation Rate Calculator

## 2023 Cohort

---

---

## University of California-San Diego

---

---

First-Time, Full-Time Freshmen

n = 2,899

Comparison group 1: All Universities  
Comparison group 2: All Public Institutions

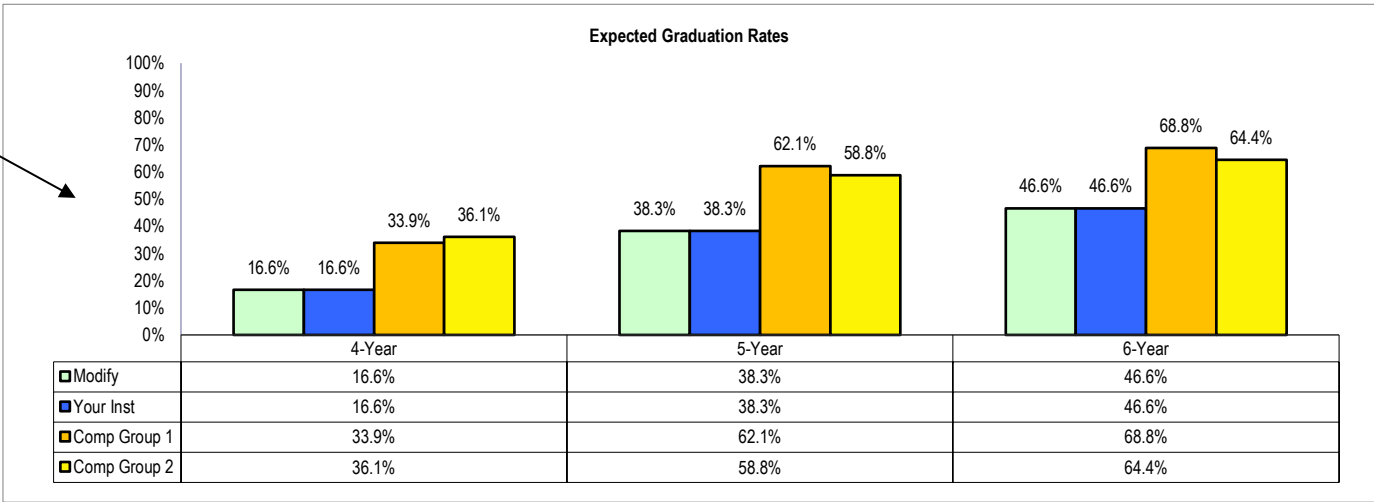
## How to Use the Expected Graduation Rate Calculator

The Expected Graduation Rate Calculator has been pre-populated with results from your CIRP Freshman Survey administration. The darkest bar (in blue) represents the percentage of students expected to graduate in four, five, or six years, based upon the entering characteristics of your students.

The calculator is generated based on first-time, full-time respondents to the CIRP Freshman Survey.

In the "modify" column, you can forecast changes to your degree completion rate by altering the characteristics of the incoming class.

**Bar Graphs and Charts** display your institution's and your comparison groups' expected graduation rates at four, five, and six years. In addition to your institution's rate, the "Modify" rate displays your institution's rate if you were to change the characteristics of the students your institution enrolls.



**Survey Items** include the CIRP Freshman Survey items that were significant in predicting graduation at four, five, and six years.

Sample University	Modify	Your Inst	Comp Group 1	Comp Group 2
<b>Sex</b>				
Female	55.6%	55.6%	53.1%	55.0%
Male	44.4%	44.4%	46.9%	45.0%
<b>How important was each reason in your decision to come here?</b>				
<b>This college's graduates get good jobs</b>				
Very important	9.8%	9.8%	8.8%	9.5%
Somewhat important	28.2%	28.2%	30.4%	30.5%
Not important	62.1%	62.1%	60.8%	60.0%
<b>A visit to this campus</b>				
Very important	37.9%	37.9%	56.7%	56.3%
Somewhat important	47.8%	47.8%	36.3%	36.3%
Not important	14.2%	14.2%	7.0%	7.4%

**Modify Column** is pre-populated with response percentages for your institution for each of the survey items that were significant in predicting graduation at four, five, and six years. Percentages in this column can be changed in order to predict how changes in the characteristics of your institution's incoming cohort of students affect expected graduation rates.

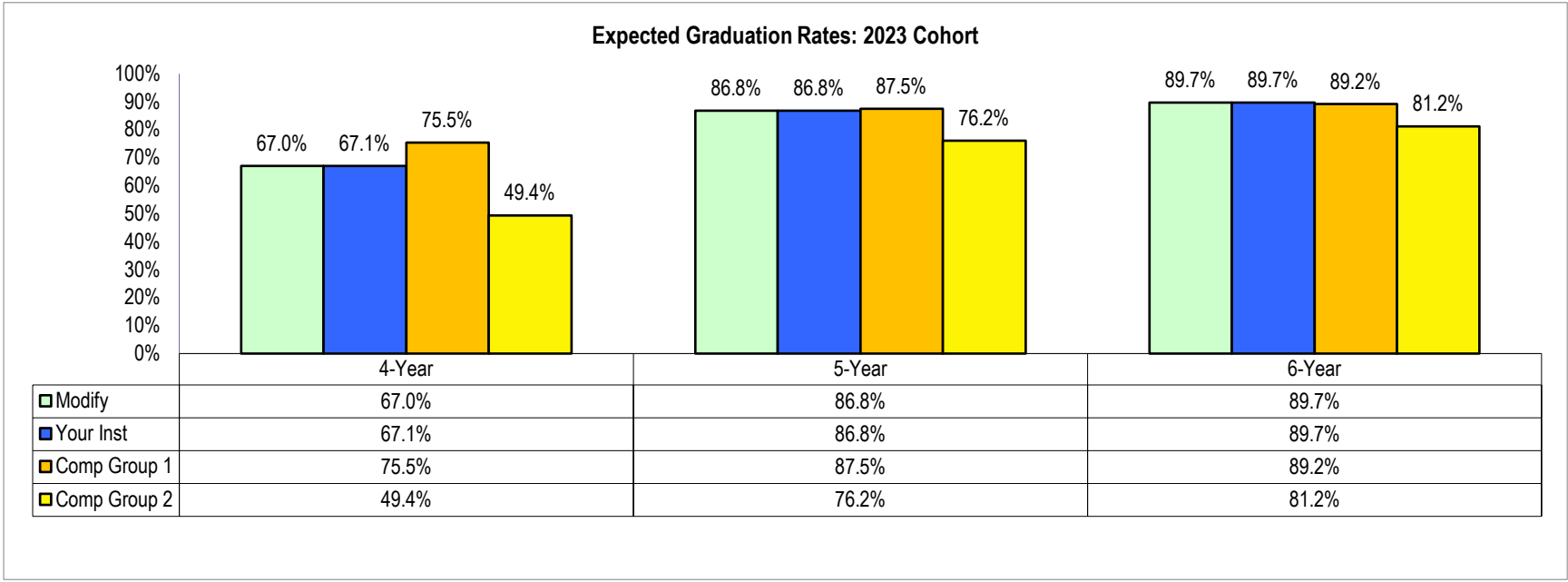
**Response Columns** contain response percentages for your institution and your comparison groups for each of the survey items that were significant in predicting graduation rates at four, five, and six years.

### Data Notes

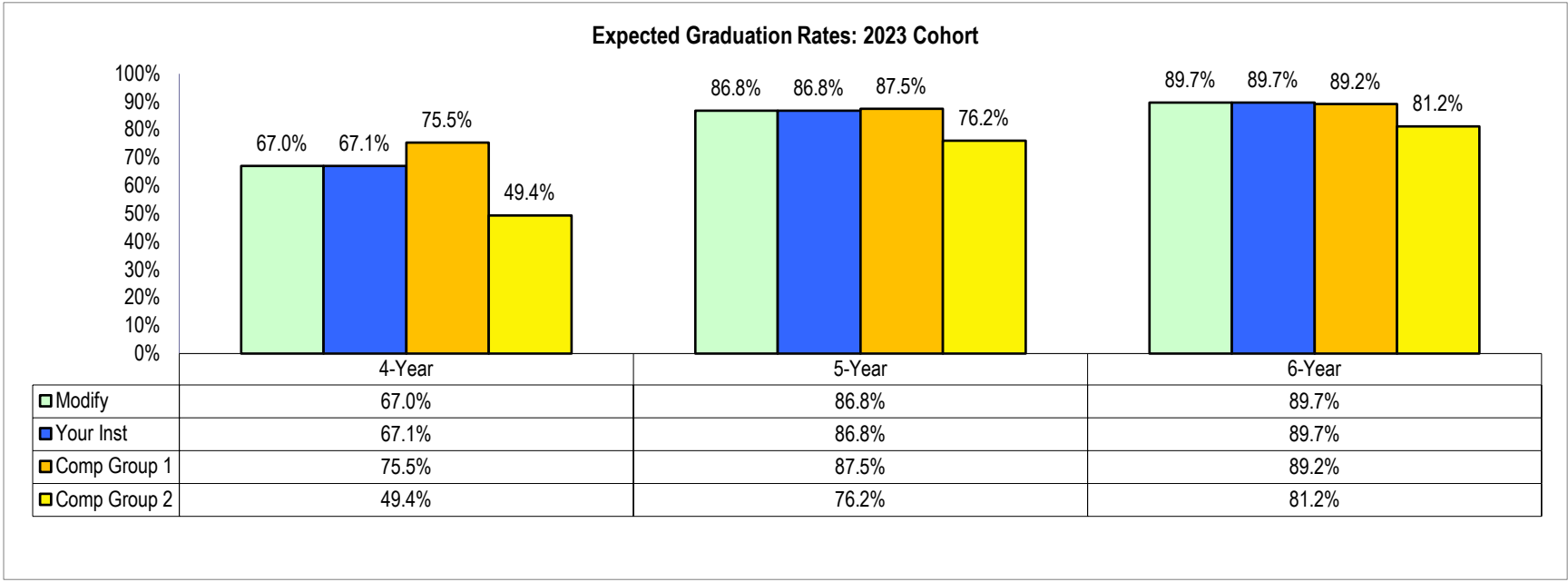
\* - Denotes a survey response option that was not significant in predicting graduation rates. These items are included in the calculator if other response options within the same survey item were significant.

\*\* - Denotes a survey response option that is a reference group in the Expected Graduation Rate model. Modifications to these response options do not change the expected graduation rates.

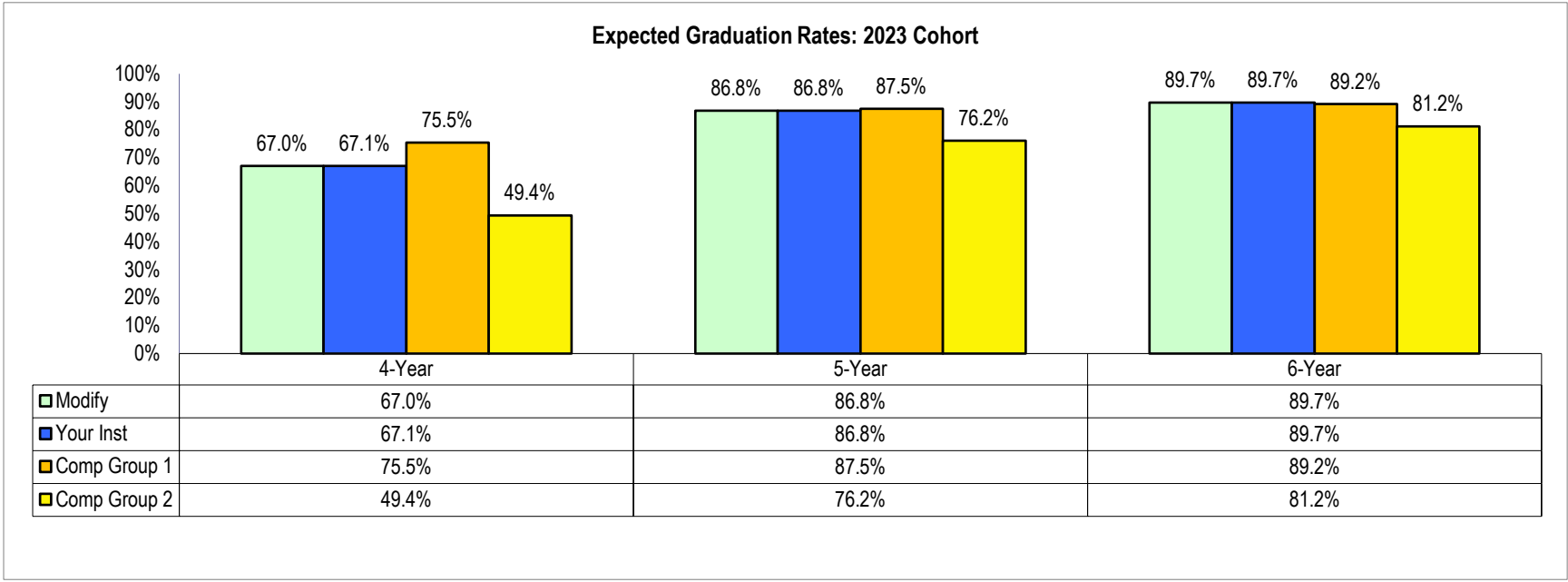
- For converting ACT Composite scores to SAT Critical Reading and Mathematics equivalents, see Appendix C in <https://heri.ucla.edu/DARCU/CompletingCollege2011.pdf>



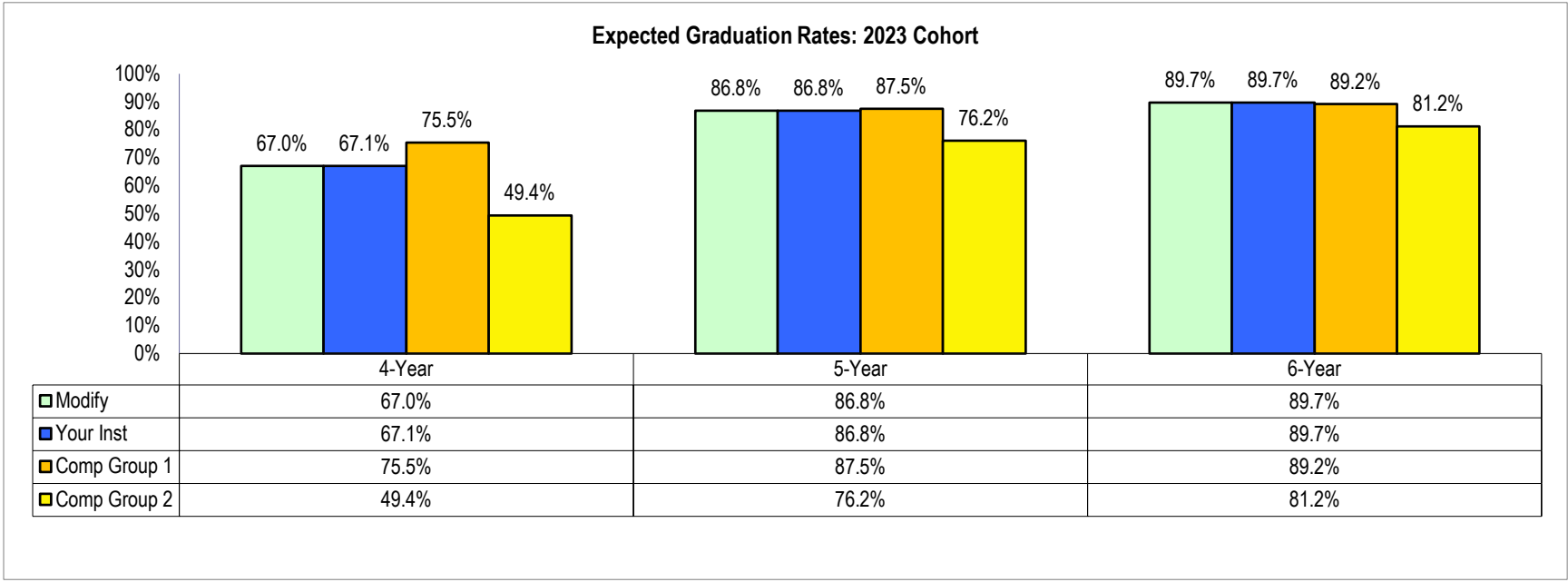
University of California-San Diego	Modify	Your Inst	Comp Group 1	Comp Group 2
* First 2 columns in the 4-year graph may be slightly off due to a rounding issue				
Sex				
Female	62.3%	62.3%	60.9%	53.9%
Male	37.7%	37.7%	39.1%	46.1%
Race/Ethnicity				
American Indian/Alaska Native	0.1%	0.1%	0.1%	0.1%
Asian	43.8%	43.8%	22.0%	27.1%
Black/African-American	1.8%	1.8%	4.5%	11.4%
Latina/o/e/x	23.0%	23.0%	11.7%	15.7%
White/Caucasian**	15.1%	15.1%	45.4%	31.5%
Other Race/Ethnicity	1.0%	1.0%	1.0%	0.8%
More than one race/ethnicity	15.1%	15.1%	15.4%	13.3%
Student's Religion				
Catholic	17.4%	17.4%	23.2%	16.2%
Protestant**	17.2%	17.2%	22.7%	31.4%
Jewish	1.6%	1.6%	5.5%	1.2%
Other Religion				
(Buddhist, Eastern Orthodox, Hindu, Muslim, Other Religion)	16.2%	16.2%	10.9%	12.6%
No Religion	47.7%	47.7%	37.7%	38.6%
Is English your native language?				
Yes	82.9%	82.9%	89.8%	88.8%
In what year did you graduate from high school?				
Same year	98.7%	98.7%	98.1%	97.2%
One year prior	0.4%	0.4%	1.4%	1.7%
Two years prior	0.4%	0.4%	0.3%	0.6%
Three or more years prior	0.4%	0.4%	0.2%	0.5%
Did not graduate but passed G.E.D. test	0.1%	0.1%	0.0%	0.0%
Never completed high school	0.0%	0.0%	0.0%	0.0%
What was your average grade in high school?				
A or A+	65.1%	65.1%	56.5%	46.9%
A-	28.1%	28.1%	29.3%	22.0%
B+	5.0%	5.0%	9.5%	11.1%
B	1.6%	1.6%	4.0%	7.0%
B-	0.1%	0.1%	0.6%	1.8%
C+	0.1%	0.1%	0.1%	1.6%
C	0.0%	0.0%	0.0%	2.6%
D	0.0%	0.0%	0.0%	6.9%
SAT Critical Reading + Mathematics (range 400-1600) or converted ACT Composite				
Mean Score	1336	1336	1327	1293
How many miles is this college from your permanent home?				
5 or less	1.7%	1.7%	3.3%	2.6%
6 to 10	2.0%	2.0%	4.2%	2.8%
11 to 50	15.4%	15.4%	16.6%	18.7%
51 to 100	19.9%	19.9%	10.3%	18.3%
101 to 500	38.7%	38.7%	27.6%	32.6%
Over 500	22.3%	22.3%	38.0%	25.0%
What is the highest level of formal education obtained by your father/parent/guardian 1?				
Junior high/middle school or less	7.9%	7.9%	3.7%	5.5%
Some high school	6.2%	6.2%	3.1%	4.6%
High school graduate / GED	14.1%	14.1%	9.6%	14.4%
Postsecondary school other than college	1.9%	1.9%	1.6%	2.0%
Some college	9.2%	9.2%	6.8%	9.6%
College degree	30.0%	30.0%	34.3%	33.4%
Some graduate school	1.4%	1.4%	1.6%	1.5%
Graduate degree	29.3%	29.3%	39.2%	29.0%
What is the highest level of formal education obtained by your mother/parent/guardian 2?				
Junior high/middle school or less	9.6%	9.6%	4.3%	6.3%
Some high school	6.6%	6.6%	3.5%	5.6%
High school graduate / GED	15.4%	15.4%	11.1%	17.2%
Postsecondary school other than college	1.9%	1.9%	2.0%	2.2%
Some college	9.1%	9.1%	8.6%	10.3%
College degree	30.3%	30.3%	35.4%	33.1%
Some graduate school	1.4%	1.4%	1.7%	1.3%
Graduate degree	25.7%	25.7%	33.3%	24.0%
Do you have any concern about your ability to finance your college education?				
None (I am confident that I will have sufficient funds)	26.8%	26.8%	38.8%	37.8%

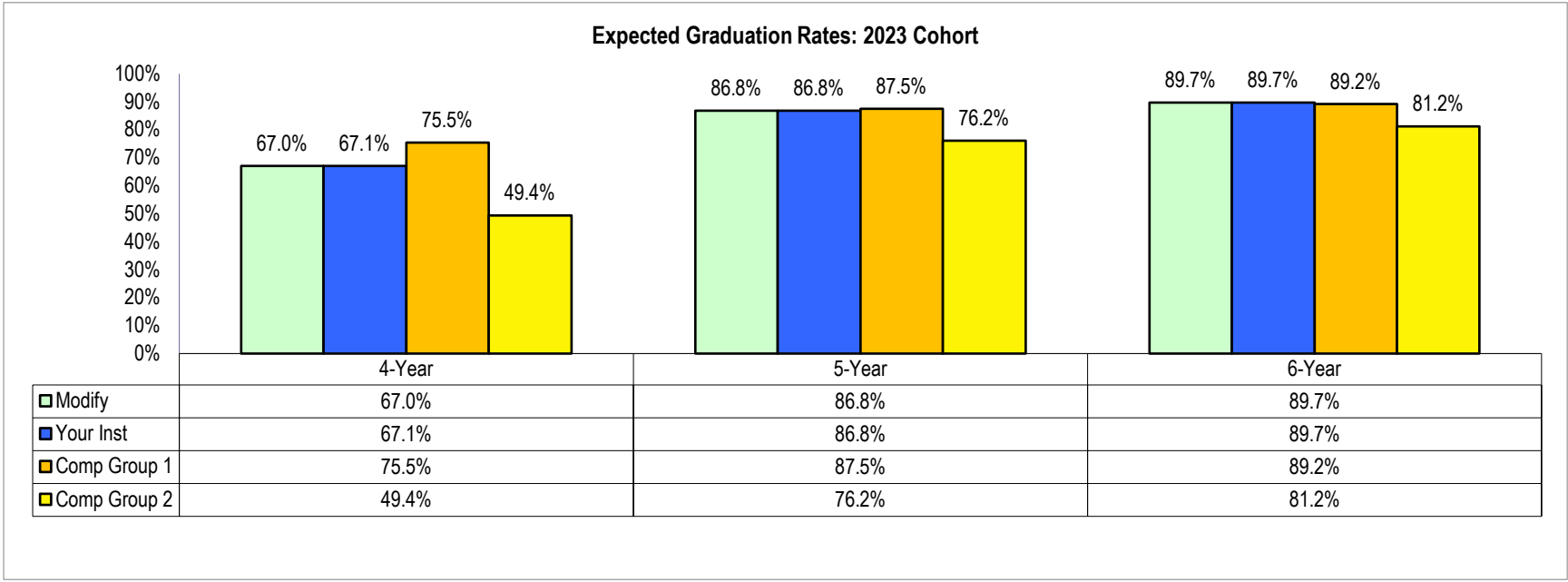


University of California-San Diego	Modify	Your Inst	Comp Group 1	Comp Group 2
Some (but I probably will have enough funds)	57.7%	57.7%	50.5%	49.1%
Major (not sure I will have enough funds to complete college)	15.5%	15.5%	10.7%	13.1%
<b>How much of your first year's educational expenses (room, board, tuition, and fees) do you expect to cover from each of the sources listed below?</b>				
<b>Family resources (parents, relatives, spouse, etc.)</b>				
None	21.2%	21.2%	14.7%	28.7%
\$1 to 2,999	18.0%	18.0%	11.8%	18.6%
\$3,000 to 5,999	9.7%	9.7%	8.0%	10.6%
\$6,000 to 9,999	6.6%	6.6%	6.5%	7.4%
\$10,000 to 14,999	7.5%	7.5%	9.0%	7.8%
\$15,000 +	37.0%	37.0%	50.0%	26.8%
<b>My own resources (savings from work, work-study, other income)</b>				
None	42.9%	42.9%	42.1%	43.5%
\$1 to 2,999	42.0%	42.0%	36.7%	39.2%
\$3,000 to 5,999	9.2%	9.2%	11.8%	10.0%
\$6,000 to 9,999	2.6%	2.6%	3.9%	3.0%
\$10,000 to 14,999	1.4%	1.4%	2.3%	1.8%
\$15,000 +	1.7%	1.7%	3.1%	2.6%
<b>Aid which must be repaid (loans, etc.)</b>				
None	65.2%	65.2%	60.6%	62.0%
\$1 to 2,999	7.9%	7.9%	7.4%	8.3%
\$3,000 to 5,999	13.9%	13.9%	13.1%	13.0%
\$6,000 to 9,999	3.8%	3.8%	4.7%	4.9%
\$10,000 to 14,999	3.0%	3.0%	4.1%	4.2%
\$15,000 +	6.2%	6.2%	10.1%	7.5%
<b>What is your best estimate of your parents'/guardians' total income last year?</b>				
Less than \$30K	15.0%	15.0%	9.7%	16.1%
\$30K to \$149K	52.2%	52.2%	44.2%	51.8%
\$150K or more	32.8%	32.8%	46.0%	32.1%
<b>For the activities below, indicate which ones you did during the past year.</b>				
<b>Felt overwhelmed by all I had to do</b>				
Frequently	44.7%	44.7%	46.8%	40.2%
Occasionally	46.5%	46.5%	45.5%	48.6%
Not at all	8.9%	8.9%	7.7%	11.1%
<b>Felt depressed</b>				
Frequently	16.0%	16.0%	15.8%	15.0%
Occasionally	49.4%	49.4%	48.1%	43.8%
Not at all	34.7%	34.7%	36.1%	41.3%
<b>Performed volunteer work</b>				
Frequently	38.2%	38.2%	38.3%	33.0%
Occasionally	49.4%	49.4%	51.7%	51.7%
Not at all	12.4%	12.4%	10.0%	15.3%
<b>Socialized with someone of another racial/ethnic group</b>				
Frequently	75.3%	75.3%	77.4%	70.3%
Occasionally	22.1%	22.1%	20.6%	25.9%
Not at all	2.7%	2.7%	2.0%	3.9%
<b>Been late to class</b>				
Frequently	7.1%	7.1%	7.2%	6.3%
Occasionally	44.5%	44.5%	45.0%	43.3%
Not at all	48.4%	48.4%	47.8%	50.4%
<b>During your last year in high school, how much time did you spend during a typical week doing the following activities?</b>				
<b>Studying/homework</b>				
None	0.3%	0.3%	0.7%	1.2%
Less than one hour	1.5%	1.5%	3.3%	4.1%
1 to 2 hours	8.2%	8.2%	10.8%	14.6%
3 to 5 hours	25.9%	25.9%	25.7%	26.3%
6 to 10 hours	28.4%	28.4%	28.3%	24.9%
11 to 15 hours	18.3%	18.3%	16.7%	15.1%
16 to 20 hours	9.5%	9.5%	8.7%	7.9%
Over 20 hours	8.0%	8.0%	5.9%	5.9%
<b>Working (for pay)</b>				
None	58.3%	58.3%	44.9%	49.8%
Less than one hour	2.6%	2.6%	2.8%	2.8%
1 to 2 hours	4.5%	4.5%	5.3%	4.4%
3 to 5 hours	7.7%	7.7%	9.9%	8.2%

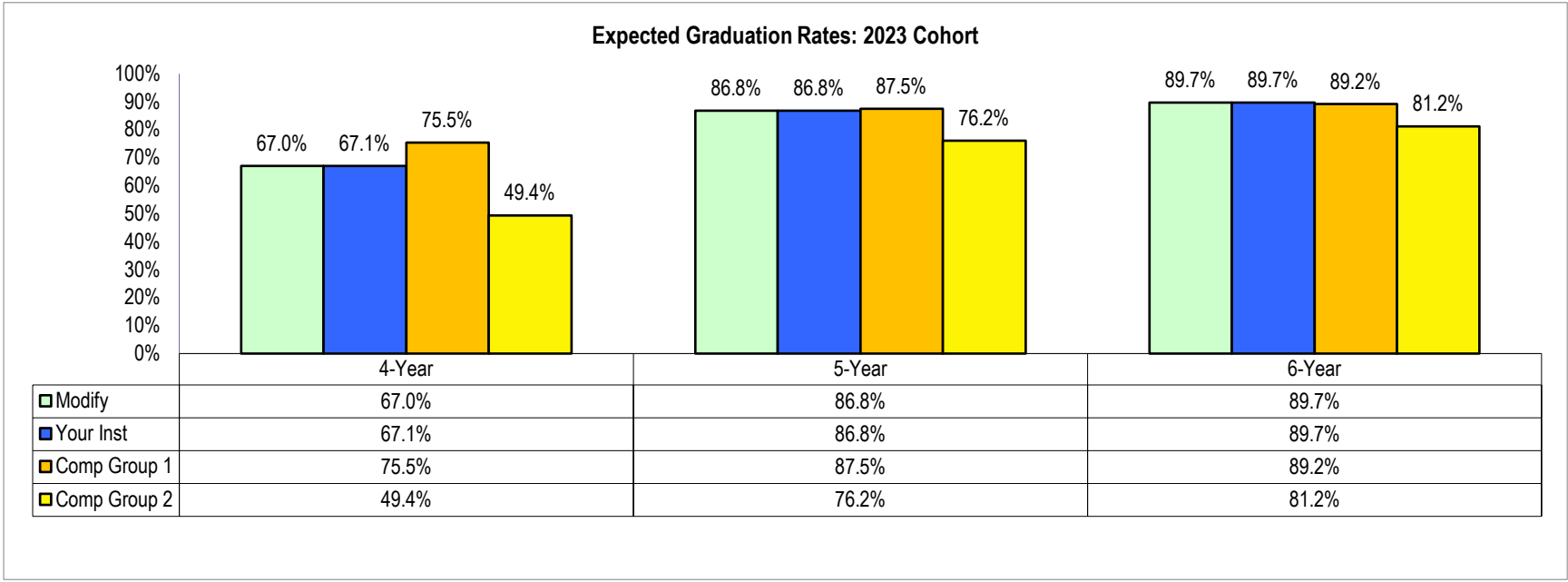






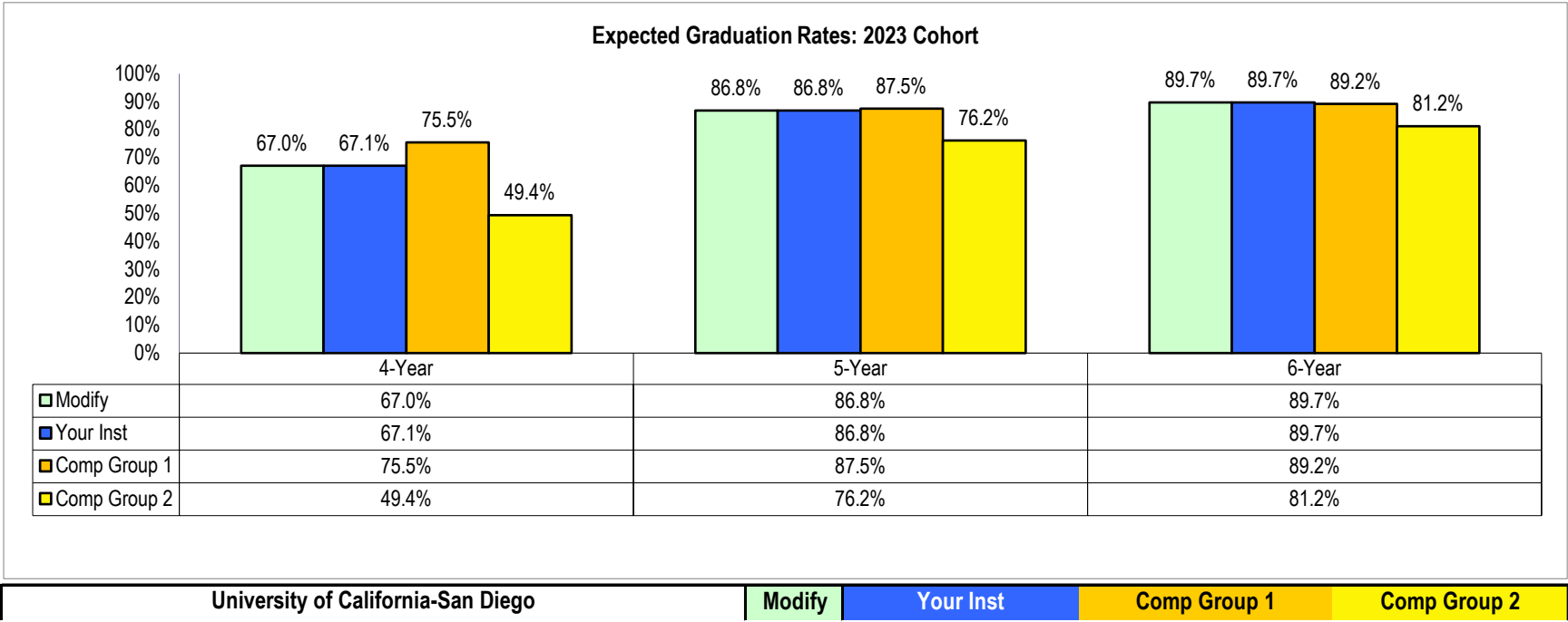


University of California-San Diego	Modify	Your Inst	Comp Group 1	Comp Group 2
Writing ability				
Highest 10%	11.0%	11.0%	14.2%	11.8%
Above average	38.6%	38.6%	41.3%	35.9%
Average	41.2%	41.2%	36.2%	41.3%
Below average	8.5%	8.5%	7.6%	9.9%
Lowest 10%	0.6%	0.6%	0.7%	1.2%
Your probable major (aggregated)				
Agriculture	0.0%	0.0%	0.0%	0.1%
Biological Science	29.6%	29.6%	18.0%	19.1%
Business	5.0%	5.0%	16.7%	8.9%
Education	0.6%	0.6%	1.1%	1.5%
Engineering	15.1%	15.1%	10.7%	22.6%
English	1.2%	1.2%	1.4%	0.7%
Health Professional	3.3%	3.3%	6.4%	5.9%
History or Political Science	3.6%	3.6%	4.4%	3.0%
Humanities	1.4%	1.4%	3.3%	1.3%
Fine Arts	2.7%	2.7%	6.2%	2.1%
Mathematics or Statistics*	11.7%	11.7%	8.4%	9.9%
Physical Science	3.4%	3.4%	2.0%	2.4%
Social Science	14.1%	14.1%	11.0%	10.7%
Other Technical	0.0%	0.0%	0.0%	0.0%
Other Non-technical	6.2%	6.2%	5.8%	9.2%
Undecided**	2.2%	2.2%	4.5%	2.6%
Please indicate the importance to you personally of each of the following:				
Becoming accomplished in one of the performing arts (acting, dancing, etc.)				
Essential	6.5%	6.5%	9.2%	6.1%
Very important	9.7%	9.7%	9.8%	9.3%
Somewhat important	27.0%	27.0%	23.2%	24.5%
Not important	56.9%	56.9%	57.8%	60.1%
Obtaining recognition from my colleagues for contributions to my special field				
Essential	15.5%	15.5%	18.9%	15.6%
Very important	37.8%	37.8%	37.8%	36.1%
Somewhat important	36.2%	36.2%	33.9%	36.2%
Not important	10.6%	10.6%	9.4%	12.2%
Influencing social values				
Essential	10.2%	10.2%	13.1%	10.5%
Very important	27.1%	27.1%	30.3%	25.9%
Somewhat important	39.5%	39.5%	37.7%	38.6%
Not important	23.3%	23.3%	18.9%	25.0%
Raising a family				
Essential	26.6%	26.6%	34.9%	34.9%
Very important	27.6%	27.6%	26.7%	26.6%
Somewhat important	26.0%	26.0%	23.5%	23.1%
Not important	19.8%	19.8%	15.0%	15.5%
Being very well off financially				
Essential	59.3%	59.3%	55.7%	59.4%
Very important	29.8%	29.8%	31.3%	28.9%
Somewhat important	9.9%	9.9%	11.8%	10.5%
Not important	1.0%	1.0%	1.2%	1.3%
Becoming successful in a business of my own				
Essential	17.1%	17.1%	20.5%	19.9%
Very important	22.7%	22.7%	23.2%	21.9%
Somewhat important	32.7%	32.7%	30.4%	29.7%
Not important	27.6%	27.6%	25.8%	28.6%
Improving my understanding of other countries and cultures				
Essential	24.4%	24.4%	26.4%	22.3%
Very important	39.1%	39.1%	39.0%	35.5%
Somewhat important	29.2%	29.2%	27.9%	31.4%
Not important	7.3%	7.3%	6.7%	10.9%
What is your best guess as to the chances that you will:				
Change career choice				
Very good chance	15.4%	15.4%	16.4%	12.2%
Some chance	45.9%	45.9%	45.5%	41.3%
Very little chance	29.5%	29.5%	28.8%	32.8%
No chance	9.1%	9.1%	9.3%	13.8%



University of California-San Diego	Modify	Your Inst	Comp Group 1	Comp Group 2
Join a social fraternity or sorority				
Very good chance	4.9%	4.9%	12.1%	6.2%
Some chance	17.3%	17.3%	19.4%	15.5%
Very little chance	35.2%	35.2%	27.3%	29.0%
No chance	42.7%	42.7%	41.2%	49.3%
Transfer to another college before graduating				
Very good chance	2.5%	2.5%	2.5%	3.5%
Some chance	15.9%	15.9%	14.5%	14.8%
Very little chance	50.2%	50.2%	51.2%	42.8%
No chance	31.3%	31.3%	31.8%	38.9%
Participate in volunteer or community service work				
Very good chance	43.8%	43.8%	50.5%	38.5%
Some chance	42.6%	42.6%	38.2%	41.6%
Very little chance	11.1%	11.1%	8.8%	13.8%
No chance	2.5%	2.5%	2.5%	6.0%
Participate in student clubs/groups				
Very good chance	68.9%	68.9%	71.9%	62.2%
Some chance	26.2%	26.2%	23.4%	28.6%
Very little chance	4.2%	4.2%	3.7%	6.6%
No chance	0.7%	0.7%	1.0%	2.6%
Participate in a study abroad program				
Very good chance	28.3%	28.3%	43.6%	24.6%
Some chance	37.8%	37.8%	33.3%	34.3%
Very little chance	24.9%	24.9%	16.6%	26.7%
No chance	9.1%	9.1%	6.5%	14.5%







2023 CIRP Freshman Survey  
List of Institutions in the Comparison Groups

ACE Institution State

**Private Universities - medium/high selectivity**

2519	Belmont University	TN
416	Catholic University of America	DC
1573	Creighton University	NE
2253	Duquesne University	PA
1992	Wingate University	NC

**Private Universities - very high selectivity**

2404	Brown University	RI
141	Chapman University	CA
1151	Clark University	MA
1773	Fordham University	NY
1184	Northeastern University	MA
785	University of Notre Dame	IN
1024	Tulane University of Louisiana	LA

**Other Religious 4yr Colleges - very low/low selectivity**

2431	Allen University	SC
455	Bethune-Cookman University	FL
1959	Livingstone College	NC
5566	Oklahoma Wesleyan University	OK
2144	Southern Nazarene University	OK
2459	Voorhees College	SC

**Other Religious 4yr Colleges - medium/high selectivity**

1243	Adrian College	MI
2235	Arcadia University	PA
6667	Corban University	OR
5199	Grace College and Theological Seminary	IN
642	Illinois College	IL
848	Northwestern College	IA

ACE Institution State

**Public 4yr Colleges - low selectivity**

495	Albany State University	GA
2054	Central State University	OH
1006	Grambling State University	LA
2279	Lincoln University	PA
1588	Wayne State College	NE

**Nonsectarian 4yr Colleges - medium/high selectivity**

5542	Columbus College of Art and Design	OH
2287	Moore College of Art and Design	PA
683	Principia College	IL
685	Rockford University	IL
693	School of the Art Institute of Chicago	IL
502	Spelman College	GA

**Nonsectarian 4yr Colleges - very high selectivity**

2751	Bennington College	VT
1327	Carleton College	MN
1749	Colgate University	NY
1776	Hamilton College	NY
180	Harvey Mudd College	CA
1755	Hobart and William Smith Colleges	NY
1272	Kalamazoo College	MI
652	Knox College	IL
1088	Maryland Institute College of Art	MD
1827	Pratt Institute-Main	NY
2413	Rhode Island School of Design	RI
7449	School of Visual Arts	NY
246	Scripps College	CA
1189	Smith College	MA
2336	Swarthmore College	PA

707	Wheaton College	IL
2355	Wilson College	PA

#### **Catholic 4yr Colleges**

687	Dominican University	IL
362	Fairfield University	CT
2409	Providence College	RI
1187	Regis College	MA
781	Saint Mary's College	IN
1675	Saint Peter's University	NJ
2648	St. Mary's University	TX
435	Trinity Washington University	DC

#### **Private Universities**

2519	Belmont University	TN
2404	Brown University	RI
416	Catholic University of America	DC
141	Chapman University	CA
1151	Clark University	MA
1573	Creighton University	NE
2253	Duquesne University	PA
1773	Fordham University	NY
1184	Northeastern University	MA
1024	Tulane University of Louisiana	LA
785	University of Notre Dame	IN
1992	Wingate University	NC

#### **Public 4yr Colleges**

495	Albany State University	GA
2054	Central State University	OH
1006	Grambling State University	LA
2279	Lincoln University	PA
5890	Pennsylvania College of Technology	PA
4894	SUNY Polytechnic Institute	NY
341	United States Air Force Academy	CO
380	United States Coast Guard Academy	CT
1588	Wayne State College	NE

#### **Other Religious 4yr Colleges**

789	Wabash College	IN
2867	Whitman College	WA
2215	Willamette University	OR

#### **Nonsectarian 4yr Colleges**

2751	Bennington College	VT
1327	Carleton College	MN
1749	Colgate University	NY
5542	Columbus College of Art and Design	OH
1776	Hamilton College	NY
180	Harvey Mudd College	CA
1755	Hobart and William Smith Colleges	NY
1272	Kalamazoo College	MI
652	Knox College	IL
1088	Maryland Institute College of Art	MD
2287	Moore College of Art and Design	PA
4916	Pennsylvania College of Art and Design	PA
1827	Pratt Institute-Main	NY
683	Principia College	IL
2413	Rhode Island School of Design	RI
8430	Ringling College of Art and Design	FL
685	Rockford University	IL
693	School of the Art Institute of Chicago	IL
7449	School of Visual Arts	NY
246	Scripps College	CA
1189	Smith College	MA
502	Spelman College	GA
2336	Swarthmore College	PA
789	Wabash College	IN
2867	Whitman College	WA
2215	Willamette University	OR

#### **All 4yr Colleges**

1243	Adrian College	MI
495	Albany State University	GA
2431	Allen University	SC
2235	Arcadia University	PA
2751	Bennington College	VT
455	Bethune-Cookman University	FL

1243	Adrian College	MI
2431	Allen University	SC
2235	Arcadia University	PA
455	Bethune-Cookman University	FL
6667	Corban University	OR
5199	Grace College and Theological Seminary	IN
642	Illinois College	IL
1959	Livingstone College	NC
848	Northwestern College	IA
5566	Oklahoma Wesleyan University	OK
2144	Southern Nazarene University	OK
2459	Voorhees College	SC
707	Wheaton College	IL
2355	Wilson College	PA

#### All HBCUs

495	Albany State University	GA
2431	Allen University	SC
455	Bethune-Cookman University	FL
2054	Central State University	OH
1006	Grambling State University	LA
2279	Lincoln University	PA
1959	Livingstone College	NC
502	Spelman College	GA
2459	Voorhees College	SC

#### All Public Institutions

495	Albany State University	GA
2054	Central State University	OH
515	Georgia Institute of Technology-Main Campus	GA
1006	Grambling State University	LA
2279	Lincoln University	PA
5890	Pennsylvania College of Technology	PA
4894	SUNY Polytechnic Institute	NY
341	United States Air Force Academy	CO
380	United States Coast Guard Academy	CT
262	University of California-Riverside	CA
260	University of California-San Diego	CA
1588	Wayne State College	NE

1327	Carleton College	MN
2054	Central State University	OH
1749	Colgate University	NY
5542	Columbus College of Art and Design	OH
6667	Corban University	OR
687	Dominican University	IL
362	Fairfield University	CT
5199	Grace College and Theological Seminary	IN
1006	Grambling State University	LA
1776	Hamilton College	NY
180	Harvey Mudd College	CA
1755	Hobart and William Smith Colleges	NY
642	Illinois College	IL
1272	Kalamazoo College	MI
652	Knox College	IL
2279	Lincoln University	PA
1959	Livingstone College	NC
1088	Maryland Institute College of Art	MD
2287	Moore College of Art and Design	PA
848	Northwestern College	IA
5566	Oklahoma Wesleyan University	OK
4916	Pennsylvania College of Art and Design	PA
5890	Pennsylvania College of Technology	PA
1827	Pratt Institute-Main	NY
683	Principia College	IL
2409	Providence College	RI
1187	Regis College	MA
2413	Rhode Island School of Design	RI
8430	Ringling College of Art and Design	FL
685	Rockford University	IL
781	Saint Mary's College	IN
1675	Saint Peter's University	NJ
693	School of the Art Institute of Chicago	IL
7449	School of Visual Arts	NY
246	Scripps College	CA
1189	Smith College	MA
2144	Southern Nazarene University	OK
502	Spelman College	GA
2648	St. Mary's University	TX

All Universities		
2519	Belmont University	TN
2404	Brown University	RI
416	Catholic University of America	DC
141	Chapman University	CA
1151	Clark University	MA
1573	Creighton University	NE
2253	Duquesne University	PA
1773	Fordham University	NY
515	Georgia Institute of Technology-Main Campus	GA
1184	Northeastern University	MA
1024	Tulane University of Louisiana	LA
262	University of California-Riverside	CA
260	University of California-San Diego	CA
785	University of Notre Dame	IN
1992	Wingate University	NC

All Private Institutions		
1243	Adrian College	MI
2431	Allen University	SC
2235	Arcadia University	PA
2519	Belmont University	TN
2751	Bennington College	VT
455	Bethune-Cookman University	FL
2404	Brown University	RI
1327	Carleton College	MN
416	Catholic University of America	DC
141	Chapman University	CA
1151	Clark University	MA
1749	Colgate University	NY
5542	Columbus College of Art and Design	OH
6667	Corban University	OR
1573	Creighton University	NE
687	Dominican University	IL
2253	Duquesne University	PA
362	Fairfield University	CT
1773	Fordham University	NY
5199	Grace College and Theological Seminary	IN

4894	SUNY Polytechnic Institute	NY
2336	Swarthmore College	PA
435	Trinity Washington University	DC
341	United States Air Force Academy	CO
380	United States Coast Guard Academy	CT
2459	Voorhees College	SC
789	Wabash College	IN
1588	Wayne State College	NE
707	Wheaton College	IL
2867	Whitman College	WA
2215	Willamette University	OR
2355	Wilson College	PA

All Participating Institutions		
1243	Adrian College	MI
495	Albany State University	GA
2431	Allen University	SC
2235	Arcadia University	PA
2519	Belmont University	TN
2751	Bennington College	VT
455	Bethune-Cookman University	FL
2404	Brown University	RI
1327	Carleton College	MN
416	Catholic University of America	DC
2054	Central State University	OH
141	Chapman University	CA
1151	Clark University	MA
1749	Colgate University	NY
5542	Columbus College of Art and Design	OH
6667	Corban University	OR
1573	Creighton University	NE
687	Dominican University	IL
2253	Duquesne University	PA
362	Fairfield University	CT
1773	Fordham University	NY
515	Georgia Institute of Technology-Main Campus	GA
5199	Grace College and Theological Seminary	IN
1006	Grambling State University	LA
1776	Hamilton College	NY



1776	Hamilton College	NY	180	Harvey Mudd College	CA
180	Harvey Mudd College	CA	1755	Hobart and William Smith Colleges	NY
1755	Hobart and William Smith Colleges	NY	642	Illinois College	IL
642	Illinois College	IL	1272	Kalamazoo College	MI
1272	Kalamazoo College	MI	652	Knox College	IL
652	Knox College	IL	2279	Lincoln University	PA
1959	Livingstone College	NC	1959	Livingstone College	NC
1088	Maryland Institute College of Art	MD	1088	Maryland Institute College of Art	MD
2287	Moore College of Art and Design	PA	2287	Moore College of Art and Design	PA
1184	Northeastern University	MA	1184	Northeastern University	MA
848	Northwestern College	IA	848	Northwestern College	IA
5566	Oklahoma Wesleyan University	OK	5566	Oklahoma Wesleyan University	OK
4916	Pennsylvania College of Art and Design	PA	4916	Pennsylvania College of Art and Design	PA
1827	Pratt Institute-Main	NY	5890	Pennsylvania College of Technology	PA
683	Principia College	IL	1827	Pratt Institute-Main	NY
2409	Providence College	RI	683	Principia College	IL
1187	Regis College	MA	2409	Providence College	RI
2413	Rhode Island School of Design	RI	1187	Regis College	MA
8430	Ringling College of Art and Design	FL	2413	Rhode Island School of Design	RI
685	Rockford University	IL	8430	Ringling College of Art and Design	FL
781	Saint Mary's College	IN	685	Rockford University	IL
1675	Saint Peter's University	NJ	781	Saint Mary's College	IN
693	School of the Art Institute of Chicago	IL	1675	Saint Peter's University	NJ
7449	School of Visual Arts	NY	693	School of the Art Institute of Chicago	IL
246	Scripps College	CA	7449	School of Visual Arts	NY
1189	Smith College	MA	246	Scripps College	CA
2144	Southern Nazarene University	OK	1189	Smith College	MA
502	Spelman College	GA	2144	Southern Nazarene University	OK
2648	St. Mary's University	TX	502	Spelman College	GA
2336	Swarthmore College	PA	2648	St. Mary's University	TX
435	Trinity Washington University	DC	4894	SUNY Polytechnic Institute	NY
1024	Tulane University of Louisiana	LA	2336	Swarthmore College	PA
785	University of Notre Dame	IN	435	Trinity Washington University	DC
2459	Voorhees College	SC	1024	Tulane University of Louisiana	LA
789	Wabash College	IN	341	United States Air Force Academy	CO
707	Wheaton College	IL	380	United States Coast Guard Academy	CT
2867	Whitman College	WA	262	University of California-Riverside	CA
2215	Willamette University	OR	260	University of California-San Diego	CA
2355	Wilson College	PA	785	University of Notre Dame	IN

1992 Wingate University	NC
-------------------------	----

2459 Voorhees College	SC
789 Wabash College	IN
1588 Wayne State College	NE
707 Wheaton College	IL
2867 Whitman College	WA
2215 Willamette University	OR
2355 Wilson College	PA
1992 Wingate University	NC